

Tiles to reflect your lifestyle
HYGIENIC — EASY TO CLEAN — DURABLE
AND ABOVE ALL STYLISH.

Dear Customer,

Thank you for your interest in Metal Tiles, these unique patented tiles manufactured in genuine Stainless steel and with the simplistic look becoming more and more evident these tiles will transform any room into a unique centre point of your home.

This innovative range of tiles now available in five compatible sizes and five finishes, that consist of a metal shell with a ceramic backing, giving an over all thickness of a standard ceramic tiles, and allowing a combination of both types to be used in the same installation. Stainless steel tiles are ideal for use wherever hygiene and durability is paramount.

These decorative tiles would give any room a touch of luxury and elegance. Stainless steel to match an existing cooker or hob, or a splash of copper to give a kitchen warmth, Gleaming brass to compliment gold bathroom fittings, **the only limiting factor is your imagination.**

Please do not hesitate to contact us if you require more information.

Yours sincerely,

Metal Tiles Limited


For more info and photos **CLICK**
www.metaltiles.ltd.uk

Metal Tiles Ltd, 6c Waterloo Works, Gorsey Mount Street, Stockport, SK1 3BU. England

Telephone: - 0161 480 1166 **Fax:** - 0161 480 2838

Website: - **www.metaltiles.ltd.uk**

E-mail mtiles@zen.co.uk



Metal tiles are manufactured to a unique design that allows installation using the tried and tested methods to that of a standard ceramic tile and being of the same thickness, therefore allowing both tiles to be used together.

READ INSTRUCTIONS IN FULL BEFORE FIXING.

INSTRUCTIONS

1. Do not remove the vinyl covering from the tiles until installation is complete (see notes).
2. Make sure all the tiles are the same batch numbers.
3. Ensure that the fixing surface is clean and even.
4. Apply standard tile adhesive with a notched trowel as per the manufacturer's instructions.
5. Set the tiles. (Metal tiles are self-spacing at approximate 2.4mm).
6. Grout the joints with a specific filler and clean any excess. (A rubber grouting tool is recommended)
7. After the grout has set, seal with an appropriate grout sealant.
8. When dry, clean and remove vinyl covering from the tiles.

CUTTING.

Metal tiles can be cut with any cutting tool designed to cut metal from HSS hack saw (32 TPI Minimum) or a tungsten carbide fine grit hack/jig saw blade to diamond impregnated circular wet saw all of which are available from good DIY stores. After cutting remove burr with a file. (Metal tiles may have sharp edges please take care)

CLEANING.

Stainless Steel Grained.

To keep stainless steel tiles clean simply wash with warm soapy water, where stubborn marks remain, a non-abrasive hard surface cleaner can be used. To remove streaks and finger marks simply smear with a light olive oil. Never use steel wool or other abrasive compounds or materials.

Stainless Steel polished.

Require no more than a light dusting to keep them looking their best. Surface marks may be removed with warm soapy water, where stubborn marks remain, a non-abrasive hard surface cleaner can be used. Never use steel wool or other abrasive compounds or materials.

Lacquered Tiles.

Lacquered tiles will not tarnish or discolour therefore requiring no more than a light dusting to keep them looking their best. Surface marks may be removed with warm soapy water and compounds or materials.

Un-lacquered Tiles other than stainless steel will tarnish and discolour and will require regular cleaning with a relevant polish.

NOTES.

1. Ensure a qualified electrician carries out all electrical work (Removal and replacement of light switcher and power points etc). All back boxes must be re-installed flush with top of tiles but not in contact with the metal face of the tiles.
2. Where appropriate the vinyl covering will be clear or have lines to indicate the direction of the grain.
3. Vinyl covering will only assist in protecting the surface of the tile during installation so do take care.
4. Never hit or tap the tile into place as this may damage the tile.
5. Due to the nature of metal materials it is inevitable that there will be some variation in colour and texture.
6. Maximum continuous operating temperature 120°C.

For further information please contact our technical help line. 0161 480 1166

Metal Tiles Ltd, 6c Waterloo Works, Gorse Mount Street, Stockport, SK1 3BU. England

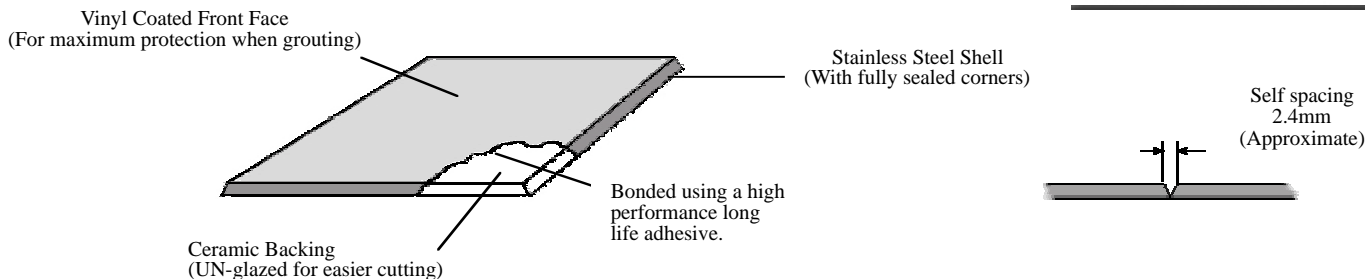
Telephone: - 0161 480 1166 **Fax:** - 0161 480 2838

E-mail: - mtiles@zen.co.uk **Website:** - www.metaltiles.ltd.uk

Metal Tiles Ltd.

Stainless Steel Price List and Order Form

**GENUINE
STAINLESS STEEL**



HOW TO ORDER

1. Complete the order form (using BLOCK CAPITALS).
2. Return your order form and cheque made payable to Metal Tiles Limited at the address below.


Note

Phoning or faxing your order before posting will speed up delivery

Your present name and address: -

Mrs/Miss/Mr.....Initial.....
Surname.....
Address
.....
Postcode.....
Telephone No

available in five finishes



Description	Qty	Retail Price each	Sub-Total
Grained / Brushed			
150 * 150 * 6mm Stainless Steel Grained		£4.99	
150 * 75 * 6mm Stainless Steel Grained (Grain 150)		£3.95	
75 * 150 * 6mm Stainless Steel Grained (Grain 75)		£3.95	
75 * 75 * 6mm Stainless Steel Grained		£3.55	
150 * 30 * 6mm Stainless Steel Grained		£3.62	
100 * 100 * 6mm Stainless Steel Grained		£4.39	
Polished			
150 * 150 * 6mm Stainless Steel Polished		£4.99	
75 * 150 * 6mm Stainless Steel Polished (Polish 75)		£3.95	
75 * 75 * 6mm Stainless Steel Polished		£3.55	
150 * 30 * 6mm Stainless Steel Polished		£3.62	
100 * 100 * 6mm Stainless Steel Polished		£4.39	
Chequered / Leather / Pearl			
150 * 150 * 6mm Stainless Steel Textured		£8.55	
75 * 150 * 6mm Stainless Steel Textured		£5.90	
75 * 75 * 6mm Stainless Steel Textured		£4.77	
150 * 30 * 6mm Stainless Steel Textured		£4.91	
100 * 100 * 6mm Stainless Steel Textured		£5.93	
		Package & Postage	£15.00
		Total	

All prices are inclusive of VAT.

Postage covers UK main land only. Overseas cost on request.

Please allow 10 days delivery.

Money back guarantee on all goods return within 28 days (postage paid by Metal Tiles Ltd).

Metal Tiles Ltd reserve the right to change prices without prior notice. Please check prices at time of ordering.

Metal Tiles Ltd, 6c Waterloo Works, Gorsey Mount Street, Stockport, SK1 3BU. England

Telephone: - 0161 480 1166 Fax: - 0161 480 2838

Web Site: - www.metaltiles.ltd.uk E-mail: - mtils@zen.co.uk